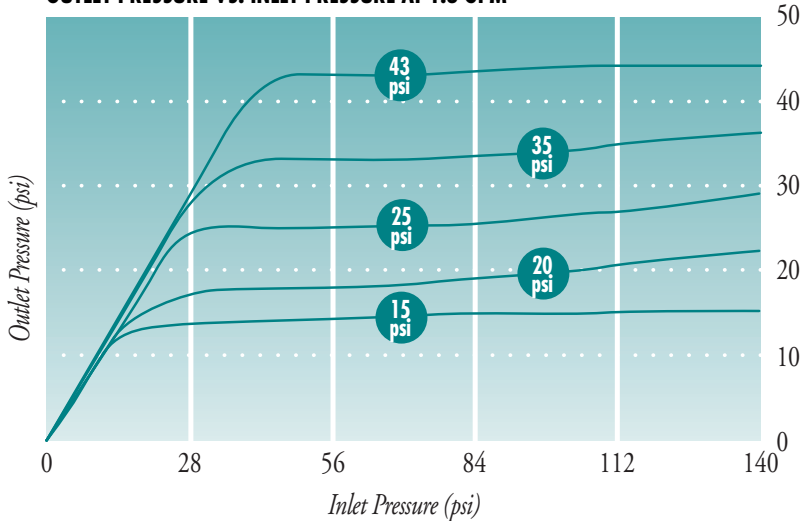




Pressure Regulators

Simple Design Delivers Years of Trouble-Free Operation

**3/4" LOW-FLOW PRESSURE REGULATOR
OUTLET PRESSURE VS. INLET PRESSURE AT 1.3 GPM**



Product Advantages

- Instant response to variations in pressure assures that outlet pressure will remain constant regardless of inlet pressure.
- Pressure Regulators are preset with flows from 3.5 to 175 GPM.
- Manufactured from non-corrosive, high quality plastic and brass, to withstand all fertilizers and chemicals in common use.
- Regulating unit has a stainless steel spring and screw.
- The EDPM rubber diaphragm creates a tight seal eliminating leakage.
- The rise versus the decline in outlet pressure has significantly decreased ensuring better hydraulic performance.
- Sealed regulating unit is field replaceable and easy to maintain.
- Built-in operating indicator visually shows when proper outlet pressure is achieved.
- New regulating units are compatible with existing Pressure Regulator bodies.

3/4" Low Flow Pressure Regulator

- Improved in-line unit.
- Female threaded 3/4" x 3/4" connections.
- One-piece sealed unit regulates accurately at low flows.
- Silicon diaphragm and stainless steel spring — no leakage.

Model	GPM	Regulating Units
3/4" Low Flow	.25 - 4.4	--
3/4"	3.5 - 17.6	1
1 1/2"	7 - 35	2
2" x 4	14 - 70	4
2" x 6	21 - 105.6	6
3" x 10	35 - 175	10

3/4" Low Flow

3/4"



1 1/2"



2" x 4



2" x 6



3" x 10

Applications

- For use in drip and sprinkler irrigation systems.

Specifications

- Available in the following pre-set pressures: 9, 12, 15, 20, 25, 30, 35, 43, 50, 57 and 65 psi
- 3/4" Low Flow available in: 15, 20, 25, 35 and 43 psi
- Maximum operating pressure: 145 psi

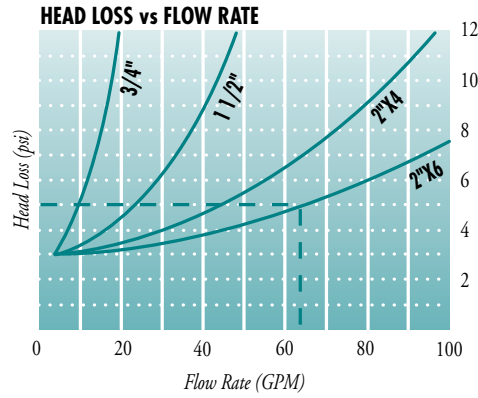
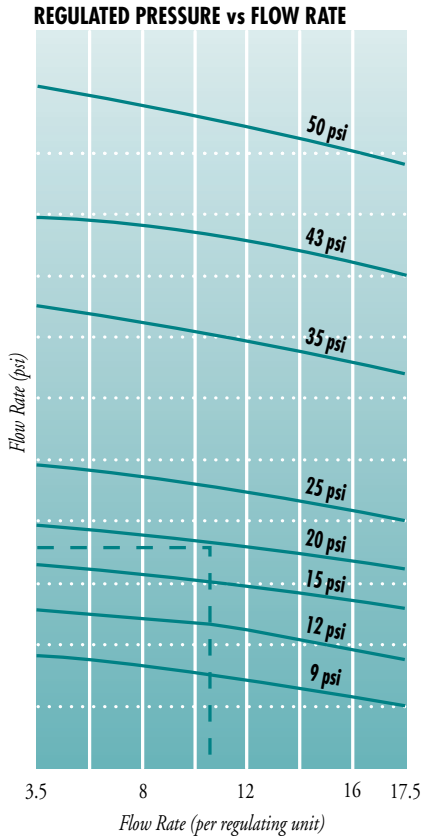
Pressure Regulating Unit

- Quick and simple to change pressures
- One-piece sealed pressure regulating unit for each pressure option
- Pressure regulator body remains the same
- No spring colors to remember



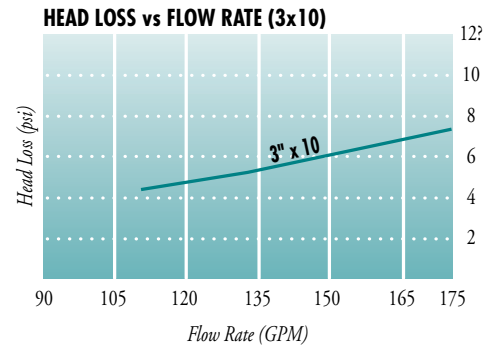
NETAFIM USA
5470 E. Home Ave. • Fresno, CA 93727
888.638.2346 • 559.453.6800
FAX 800.695.4753
www.netafimusa.com

Pressure Regulator Technical Information



EXAMPLE:

- Given Flow Rate = 63 GPM. Nominal required pressure = 20 psi.
- Using Pressure Regulator Model 2" x 6 (6 regulating units) will result in 10.5 GPM per regulating unit.
- 10.5 GPM per regulating unit will result in an output pressure of 18 psi. (See Regulated Pressure vs. Flow Rate graph).
- Head loss of Pressure Regulator 2" x 6 at 63 GPM is 5 psi. (See Head Loss vs. Flow Rate graph).
- Design pressure at inlet of Pressure Regulator should be 18 + 5 = 23 psi.



PRESSURE REGULATOR PART NUMBERS

Pressure	3/4" Low Flow	3/4"	1 1/2"	2" x 4	2" x 6	3" x 10
9 psi	N/A	32PRV.75-09V2K	32PRV1.5-09V2K	32PRV2-409V2K	32PRV2-609V2K	32PRV3-1009V2K
12 psi	N/A	32PRV.75-12V2K	32PRV1.5-12V2K	32PRV2-412V2K	32PRV2-612V2K	32PRV3-1012V2K
15 psi	32PRV.75-LF15V2	32PRV.75-15V2K	32PRV1.5-15V2K	32PRV2-415V2K	32PRV2-615V2K	32PRV3-1015V2K
20 psi	32PRV.75-LF20V2	32PRV.75-20V2K	32PRV1.5-20V2K	32PRV2-420V2K	32PRV2-620V2K	32PRV3-1020V2K
25 psi	32PRV.75-LF25V2	32PRV.75-25V2K	32PRV1.5-25V2K	32PRV2-425V2K	32PRV2-625V2K	32PRV3-1025V2K
30 psi	N/A	32PRV.75-30V2K	32PRV1.5-30V2K	32PRV2-430V2K	32PRV2-630V2K	32PRV3-1030V2K
35 psi	32PRV.75-LF35V2	32PRV.75-35V2K	32PRV1.5-35V2K	32PRV2-435V2K	32PRV2-635V2K	32PRV3-1035V2K
43 psi	32PRV.75-LF43V2	32PRV.75-43V2K	32PRV1.5-43V2K	32PRV2-443V2K	32PRV2-643V2K	32PRV3-1043V2K
50 psi	N/A	32PRV.75-50V2K	32PRV1.5-50V2K	32PRV2-450V2K	32PRV2-650V2K	32PRV3-1050V2K
57 psi	N/A	32PRV.75-57V2K	32PRV1.5-57V2K	32PRV2-457V2K	32PRV2-657V2K	32PRV3-1057V2K
65 psi	N/A	32PRV.75-65V2K	32PRV1.5-65V2K	32PRV2-465V2K	32PRV2-665V2K	32PRV3-1065V2K

Netafim USA - Delivering Total System Solutions for Agriculture

- Dripperlines • Sprinklers • Filters • Valves • Air Vents • Flow Meters • Crop Management Technologies



For more information call your Authorized Netafim USA Distributor or call Netafim USA Customer Service at (888) 638-2346.